

# ZiiZii Android User Manual



Version 1.2.1 - Updated on June 22nd, 2016

Copyright 2016 Novex Software Development, Inc. All rights reserved.

## Table of Contents

[Downloads](#)

[Starting Out](#)

[Building an Order](#)

[Reviewing Orders](#)

[Troubleshooting and Support Help](#)

## 1 Downloads

You can download ZiiZii from the **Google Play Store** at the link below, or by searching for “ZiiZii” under *Applications*:

<https://play.google.com/store/apps/details?id=ziizii.app>

You can download ZiiZii from the **Amazon Store** by searching for “ZiiZii” under *Applications*.

You can apply to become a ZiiZii Beta Tester via the **Google Play Store** at the following link:

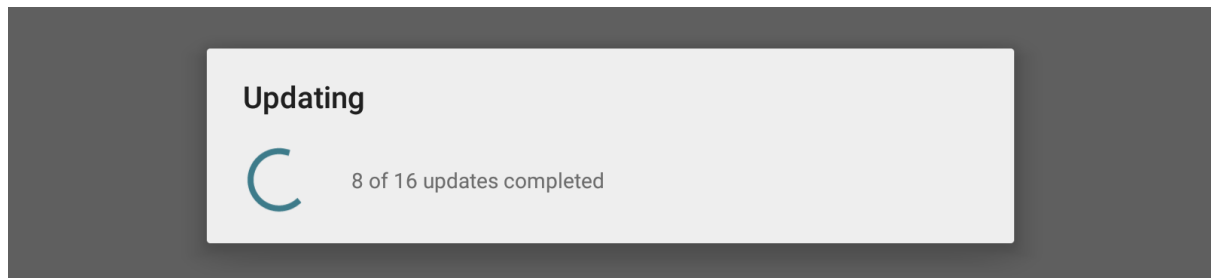
<https://play.google.com/apps/testing/net.ziizii.app>

## 2 Starting Out

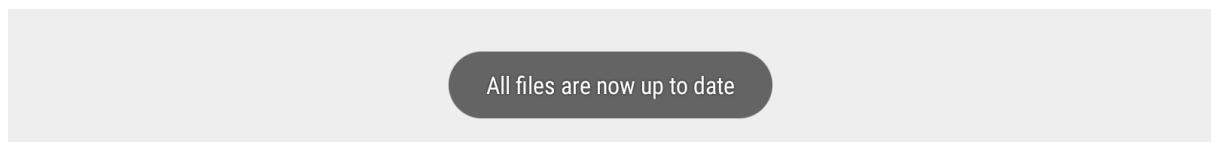
This walkthrough is meant to be followed alongside a running copy of ZiiZii for Android.

After installing, launch ZiiZii and tap “Log in” in the main screen STATUS tab.

In the dialog, enter your wholesaler’s ZiiZii server URL (e.g. “ <http://demo.ziizii.net/JellyDemo>” or “<http://demo.ziizii.io/zz>”), username, and password, and then tap “Log in” to begin downloading your customer list and catalogs.



Please wait until the downloads are finished, as shown in the picture below:



Tap “Settings” in the menu bar, and review the selected settings. Choose the scanner module appropriate for your handheld scanner.

←

Settings

Server URL

http://demo.ziizii.io/zz

Username

mattc

UPDATE PASSWORD

RESET ZIIIZII

Play sounds

☒

Prevent sleep during order entry

☐

Your device may enter low-power sleep mode after a period of inactivity.

Bluetooth scanner module

Using: Socket Mobile SPP scanners

If using a Unitech scanner, select “Generic SPP scanners” for the Bluetooth scanner module. The scanner must be configured separately. Tap the back arrow to return to the main screen.

Choose a customer to work with in the STATUS tab. Then switch to the ORDER ENTRY tab and tap “New order” to create a new order for the selected customer.

TOMER

### Choose customer

Search by customer name or ID

ARSON CITY

200201  
CSTORE2-200201

BITTER ROOT PUB

500089  
CSTORE2-500089

BLACK FOREST INN

500095  
CSTORE2-500095

BOUNDARY CAFE

600239  
CSTORE2-600239

BROWN BAG EXPRESS

730  
HOST1-730

BUD'S GRILL

860  
HOST1-860

BUZZY BEE BAKERY

980  
HOST1-980

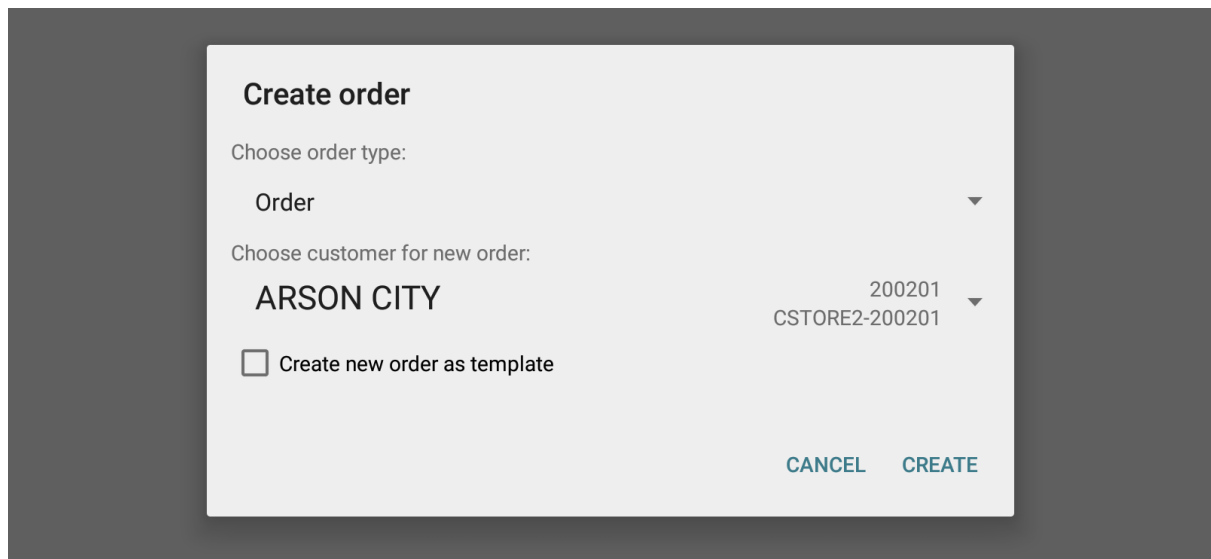
LAKES DISTRICT HOSPITAL

88  
HOSTABC1-88

**CANCEL**

### 3 Building an order

To create a new order, tap the “New order” button or the “Copy” button on a template listed in the ORDER ENTRY tab; or tap “Copy as new...” in the menu bar of an existing order or template;

A light gray dialog box titled "Create order" is centered on a dark gray background. It contains two dropdown menus. The first is labeled "Choose order type:" and has "Order" selected. The second is labeled "Choose customer for new order:" and has "ARSON CITY" selected. To the right of the second dropdown, the text "200201" and "CSTORE2-200201" are visible. Below the dropdowns is a checkbox labeled "Create new order as template". At the bottom right are two buttons: "CANCEL" and "CREATE".

**Create order**

Choose order type:

Order

Choose customer for new order:

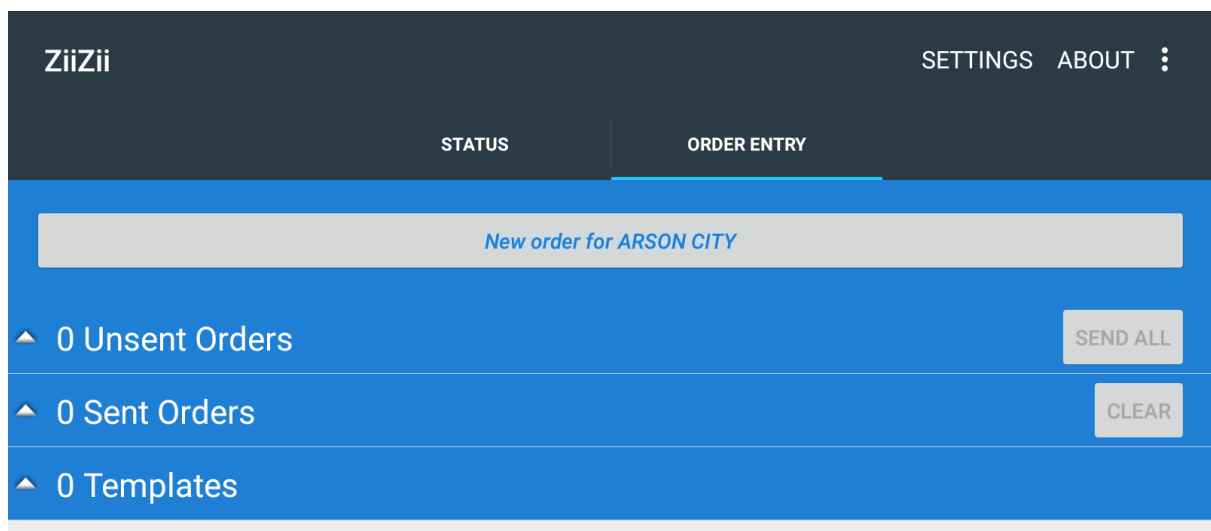
ARSON CITY

200201  
CSTORE2-200201

☐ Create new order as template

CANCEL CREATE

In the dialog, choose a customer, and indicate whether to keep the new order as a template for future orders. If creating the order from scratch, you may have the option to choose an order type. If copying an existing order, a different customer may be chosen for the new order.

The screenshot shows the "ZiiZii" application interface. At the top is a dark blue header with the logo "ZiiZii" on the left and "SETTINGS ABOUT" with a menu icon on the right. Below the header is a navigation bar with two tabs: "STATUS" and "ORDER ENTRY". The "ORDER ENTRY" tab is active. Below the tabs is a blue section with a gray bar at the top containing the text "New order for ARSON CITY". Below this are three rows, each with a blue background and a gray bar at the bottom. The first row is labeled "0 Unsent Orders" and has a "SEND ALL" button. The second row is labeled "0 Sent Orders" and has a "CLEAR" button. The third row is labeled "0 Templates".

ZiiZii

SETTINGS ABOUT

STATUS ORDER ENTRY

New order for ARSON CITY

0 Unsent Orders SEND ALL

0 Sent Orders CLEAR

0 Templates

The ORDER tab of the order entry screen shows an overview of the order. Information you enter in the name/po/note fields may be viewed by the wholesaler when your order is submitted. Do not rely on these fields to communicate special conditions unless your wholesaler has said you should do so.

←

Order Entry

SOFTSCAN

SPEED ENTRY

SEND

DELETE

⋮

ORDER

DETAILS

SEARCH

BROWSE

Order created at 11:03 AM

Customer

ARSON CITY (200201)

Type

Order

Name

Unnamed order

PO

Note

Items

0

Pieces

0

Approximate cost

\$0.00

The DETAILS tab shows all items currently in the order. You can adjust the quantity and other details on each item. If alternate selling packs are available for an item, the selected selling pack is highlighted yellow.

←

Order Entry

SOFTSCAN

SPEED ENTRY

SEND

DELETE

⋮

ORDER

DETAILS

SEARCH

BROWSE

Trident Spearmint Sugar Free Gum - 18 CT

\$0.52 per Case

SKU

9999972

UPC

012546615310

Pack

18

Weight

1

UOM

CT

SRP

\$0.99

7

8

9

Case

REMOVE

☐ Label

☐ NoSend

Use the SEARCH tab to find catalog items by entering text. Items are included in search results if part of their description or SKU/UPC matches the entered text.

←

Order Entry

SOFTSCAN

SPEED ENTRY

SEND

DELETE

⋮

ORDER

DETAILS

SEARCH

BROWSE

a

☐ Deals only

CLEAR

▼ 10722 items

IGA RALLY

\$1.00 per Case

SKU

0000152

UPC

000000000000

Pack

1

Weight

1

SRP

\$0.00

ADD

←

Order Entry

SOFTSCAN

SPEED ENTRY

SEND

DELETE

⋮

ORDER

DETAILS

SEARCH

BROWSE

a

☐ Deals only

CLEAR

▼ 10722 items

IGA RALLY

\$1.00 per Case

SKU

0000152

UPC

000000000000

Pack

1

Weight

1

SRP

\$0.00

3

4

5

Case

▼

☐ Label

☐ NoSend

REMOVE

Use the BROWSE tab to browse item categories. Tap the name of a category to view its items and subcategories. A button appears above the list of items allowing you to return to the full list of categories.

←

Order Entry

SOFTSCAN

SPEED ENTRY

SEND

DELETE

⋮

ORDER

DETAILS

SEARCH

BROWSE

▼ 29 root categories

BASIC CIGARETTES

CSTORE-BAS-01  
30 items

CAMEL/WINSTON CIGS

CSTORE-CAM-01  
30 items

←

Order Entry

SOFTSCAN

SPEED ENTRY

SEND

DELETE

⋮

ORDER

DETAILS

SEARCH

BROWSE

VIEW ROOT CATEGORIES...

DEMO ITEMS CATEGORY

▼ 14 items

Trident Cinnamon Sugar Free Gum - 18 CT

\$0.65 per Case

SKU

UPC

Pack

Weight

UOM

SRP

9999971

012546612670

18

1

CT

\$0.99

ADD

Trident Spearmint Sugar Free Gum - 18 CT

\$0.52 per Case

SKU

UPC

Pack

Weight

UOM

SRP

9999972

012546615310

18

1

CT

\$0.99

7

8

9

Case

REMOVE

☐ Label

☐ NoSend

Tap “SoftScan” in the menu bar and use your device’s camera, or use your Bluetooth scanner to scan a barcode and add the associated item to your order.





Tap "Speed Entry" in the menu bar to access an old-style SKU/Quantity input screen. Type a SKU in this screen and tap "Enter" to find an item, and then provide a quantity before tapping "Enter" again to save the item in your current order. If the item is already in your order, submitting a quantity of zero will remove it. You can select a selling pack and flags in this screen while an item is displayed. Tap the back arrow to return to the order entry screen. Speed entry is not available for order types that require you to select a reason code for each item added.

*Speed Entry*

Sku: \_\_  
Qty:

				CLR
F1	F2	F3	F4	
7	8	9	DEL	
4	5	6		
1	2	3		
-	0	.		ENTER

If you built the order but initially selected the wrong customer, make a copy and choose the correct customer in the copy dialog.

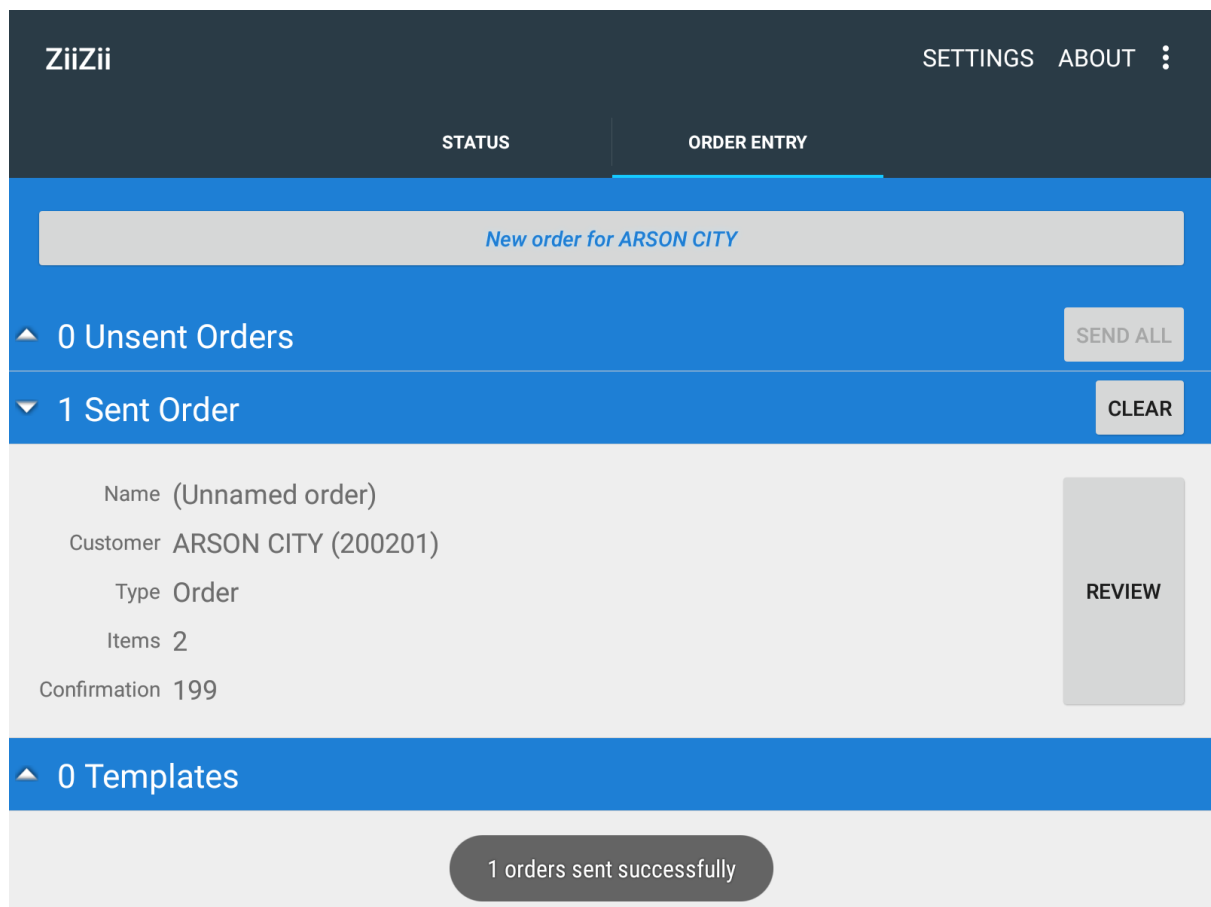
When you are ready to submit the order, tap “Send” and wait until the upload is finished. Template orders cannot be sent.

Approximate cost  
\$8.16

A custom message

Is this order ready to send?

CANCEL SEND



#### 4 Reviewing orders

The main screen ORDER ENTRY tab shows all your sent/unsent orders and templates. Basic information and common actions are presented for each order listed. Sent orders have been submitted to the wholesaler and cannot be edited.



## Order Review



ORDER

DETAILS

### Trident Spearmint Sugar Free Gum - 18 CT

**\$0.52 per Case**

SKU	UPC	Pack	Weight	UOM	SRP
9999972	012546615310	18	1	CT	\$0.99

Quantity	Selling pack
8	Case

☐ Label ☐ NoSend

### IGA RALLY

**\$1.00 per Case**

SKU	UPC	Pack	Weight	SRP
0000152	000000000000	1	1	\$0.00

Quantity	Selling pack
4	Case

☐ Label ☐ NoSend

## 5 Troubleshooting and Support Help



**Ziiware Inc.**

All Ziiware Product Support  
handled by our sister company,  
Novex Software Development Inc.



[www.novexsoftware.com](http://www.novexsoftware.com)  
[sales@novexsoftware.com](mailto:sales@novexsoftware.com)  
902.542.1813

### **Technical Support**

Should you require assistance with this, or any other Novex Software Development product, please feel free to contact us via on the methods listed below, and one of our technical support professionals would be more than happy to assist you.



#### **Support Department**

7:30am – 3:30pm Eastern Time  
Monday - Friday

##### **Telephone**

**888-542-1813 ext. 1000**

##### **Email**

**[support@novexsoftware.com](mailto:support@novexsoftware.com)**

Any after hours voice mail or  
email requests will receive  
priority response the  
following business day.



#### **Emergency Support**

Available 24 Hours a Day,  
7 Days a Week

Submit an Emergency Ticket  
through our Support Website and a  
technician will be paged

**[support.novexsoftware.com](http://support.novexsoftware.com)**

Our Support Professionals are  
available on an "on call" basis.  
Therefore, please use discretion  
when using this method.

### 5.1 Troubleshooting

To be added later.